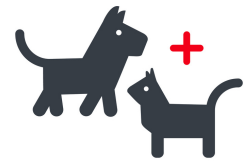


Set Them up for Success




**Maggie's
Rescue**

It is very important that your dog feels safe and secure in a given situation in order for them to be able to feel calm and choose the behaviour they have previously learned. If your dog is fearful, stressed, or overexcited, then they should not be expected to “get it right”. Calmness is essential for effective learning. If you are unable to change the situation to help your dog feel calm, then it is best to remove them from it altogether, to avoid exacerbating existing anxieties. For assistance with managing and treating fearfulness or excitability, please speak to a Maggie's Rescue trainer.

- Manage the environment to prevent your dog from practicing undesirable behaviour by restricting their access to certain items and areas when unsupervised. This may mean being proactive with things such as: putting tempting shoes out of reach; ensuring they cannot access certain areas of the house while still settling in; using a puppy pen to contain their activities when you are not supervising them; putting up barriers to your garden beds. If you can supply them with appropriate things to do while limiting their chances of doing something undesirable, then over time your dog can learn what is appropriate and you can gradually remove these management strategies
- Control the situation to ensure your dog learns how to interact with people appropriately
- Actively train your dog when greeting people so that they learn not to jump but sit or stand instead. You can put them on a lead to restrict their ability to behave undesirably when greeting
- Supervise all interactions with young children and teach children what to do when greeting and interacting with your dog. Very young children cannot be expected to react quickly or suitably to effectively teach a dog what to do
- Ask that anyone interacting with your dog complies with your training
- It can be confusing to your dog and take them longer to learn what to do if you don't follow the above recommendations. Avoid interactions if you cannot supervise or someone is unwilling or unable to comply with your dog's training

Set Them up for Success



**Maggie's
Rescue**

Be Consistent

Decide as a household what the rules and boundaries are for your dog, i.e. where they are allowed access to, how to interact, what is required of them to get their valued resources. Dogs learn best when the rules and consequences are consistent between family members. If for example, your dog is allowed to jump on one person all the time, but never another, then they are very unlikely to be able to get it right for everyone. The same goes for being allowed on the couch, getting food from the table, where they sleep, etc.


- Ensure all family members and visitors alike are committed to consistent rules and boundaries. Undesirable behaviour from your dog will continue if they receive mixed messages
- Follow the principles of positive reinforcement – consistently reinforce (reward) the behaviour you want your dog to repeat. Ignore that which you do not like and manage your dog to ensure it is unlikely to be repeated

"How do I fix my dog?"


- Dogs aren't broken
- We have to realise that not all dogs are suitable for all activities and situations
- We need to acknowledge and understand their capabilities and what they enjoy
- Give them plenty of what they enjoy, rather than our expectations

From a Dog's Perspective

- Dogs are self-serving
- Dogs are opportunists
- They live mostly in the moment
- They're not aware of right and wrong... only good and bad for them



Set Them up for Success



Maggie's
Rescue

What you can do to help:

- Keep training simple and consistent
- Go back to the basics if you have to, it's okay
- Make small achievable goals
- Ensure the dog is learning in the present environment
- Most of all; SLOW DOWN, go at the dog's pace, not yours

Reinforcing Good Behaviour

Q. What does your dog's reinforcement history look like?




Imagine each behaviour our dog performs as a jar.




Each time we reinforce our dog for performing a certain behaviour, we put a token in that jar.

The more tokens your dog has in a particular jar...

The bigger reinforcement history they have for that behaviour.



The bigger the reinforcement history for a behaviour, the more likely the behaviour is to happen again.



Start building your dog's reinforcement history today for the behaviours you want to see more of in the future.

